


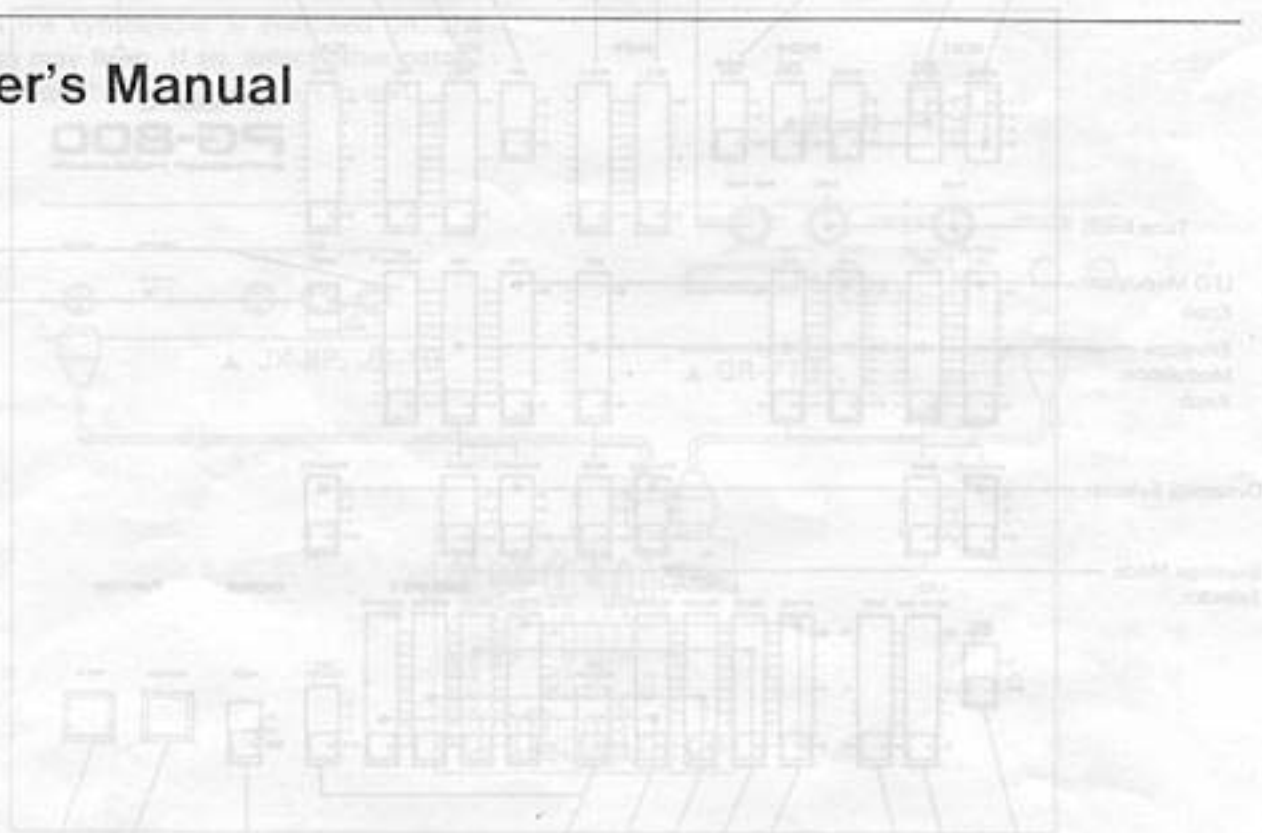
 Roland

**MIDI PROGRAMMER**

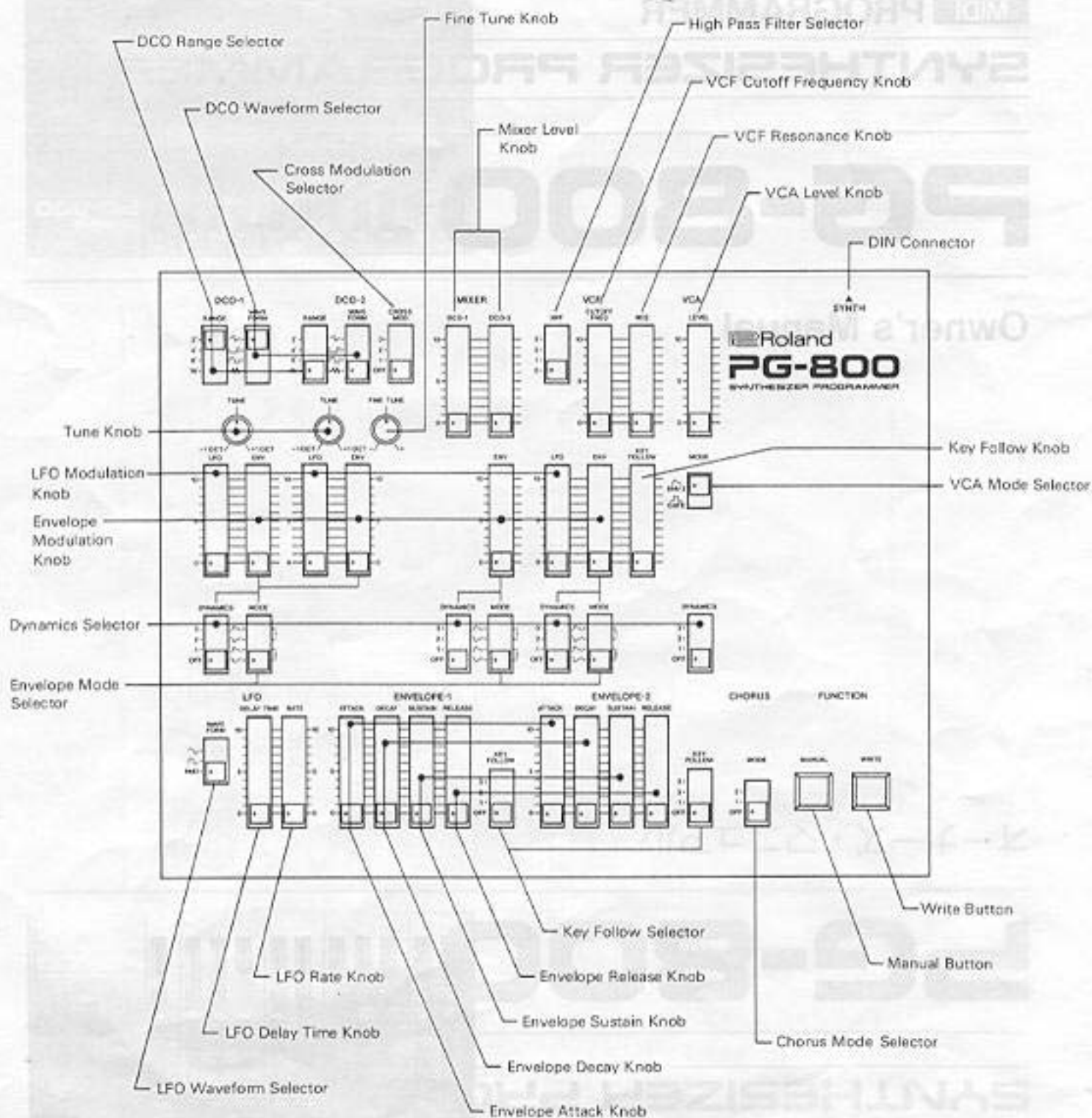
**SYNTHESIZER PROGRAMMER**

# PG-800

Owner's Manual

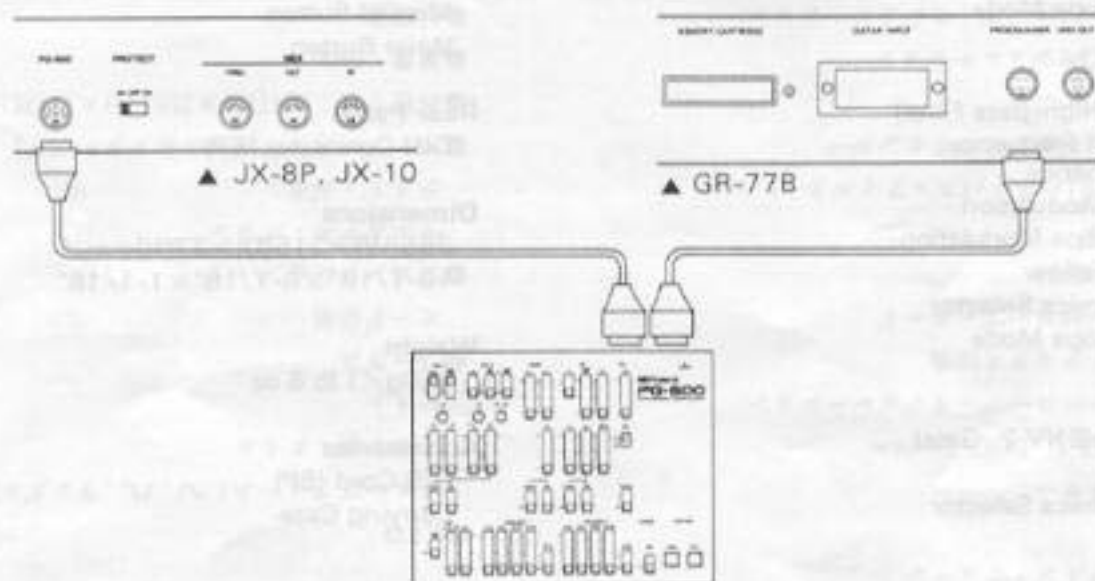


# PANEL DESCRIPTION



## CONNECTIONS AND OPERATION

- 1) Make sure that the synthesizer connected to the PG-800 is turned off.
- 2) Connect the DIN Connector on the PG-800 to the Programmer Connector on the synthesizer.
- 3) Turn the synthesizer on.
  - Power is supplied from the synthesizer to the PG-800.
  - When the synthesizer is switched on, the Display may flash. If so, select other patch, then assign the patch you wish to edit.
- 4) Push the Manual Button, then synthesize your own sound.
  - The PG-800 is a programmer that is designed to control synthesizers, therefore does not output sounds by itself.
  - The PG-800 can edit the preset patches of the synthesizer.



## MEMORY

The sound you have synthesized with the PG-800 can be written into the synthesizer.

Follow the instructions in the owner's manual of each synthesizer.

- You can use the Write Button on the PG-800 instead of the synthesizer's.

## SPECIFICATION

## PG-800: Synthesizer Programmer

## DCO-1 and DCO-2

Range(2', 4', 8', 16')  
 Waveform(  $\sim$ ,  $\square$ ,  $\square$ ,  $\nabla$  )  
 Tune( $\pm 1$  oct)  
 Frequency Modulation(LFO, ENV)  
 Dynamics Selector  
 Envelope Mode

## DCO-2

Cross Modulation  
 Fine Tune

## Mixer

DCO-1, DCO-2 Level  
 Envelope Modulation  
 Dynamics Selector  
 Envelope Mode

## VCF

HPF(High-pass Filter)  
 Cutoff Frequency  
 Resonance  
 LFO Modulation  
 Envelope Modulation  
 Key Follow  
 Dynamics Selector  
 Envelope Mode

## VCA

Mode(ENV 2, Gate)  
 Level  
 Dynamics Selector

## ENV

Attack Time  
 Decay Time  
 Sustain Level  
 Release Time  
 Key Follow

## LFO

Waveform ( $\sim$ ,  $\square$ , RND)  
 Delay Time  
 Rate

## Chorus

Mode Selector

## Function

Manual Button  
 Write Button

## Rear Panel

DIN Connector (6P)

## Dimensions

265(W)  $\times$  215(D)  $\times$  27(H)mm/  
 10-7/16"  $\times$  8-7/16"  $\times$  1-1/16"

## Weight

680g/1 lb 8 oz

## Accessories

DIN Cord (6P)  
 Carrying Case